



LT-3100S GMDSS SATELLITE COMMUNICATIONS SYSTEM

designed and built for the demanding and rough environment at sea



www.thrane.eu

IRIDIUM GMDSS

The LT-3100S GMDSS System is an Iridium satcom product supporting all GMDSS requirements for SOLAS vessels with 100% global coverage. The LT-3100S GMDSS System is fully compliant and tested towards the new GMDSS standard IEC 61097-16 (2019). The LT-3100S GMDSS System is MED / Wheelmark approved.

LT-3100S GMDSS IN SHORT

The LT-3100S GMDSS System is small and compact. No requirements for either message terminal or printer. The LT-3100S GMDSS System offers the Iridium GMDSS services, Voice, SMS, and Data. The built-in GNSS/GPS receiver supports tracking functionality and can output NMEA 0183 position data. The LT-3100S GMDSS System can interface to external BAM and ECDIS systems. The Antenna Unit can be installed up to 500 meters from the Control Unit.

- **100% global coverage**
- **Distress Alert & Distress Call**
- **Maritime Safety Information (MSI)**
- **BAM & ECDIS interface**
- **Voice & SMS**
- **Up to 500 m antenna cable**

PRODUCT DESCRIPTION



The standard LT-3100S GMDSS terminal is offered in a version that includes control unit & bracket mount, handset & cradle, antenna unit & power cable.

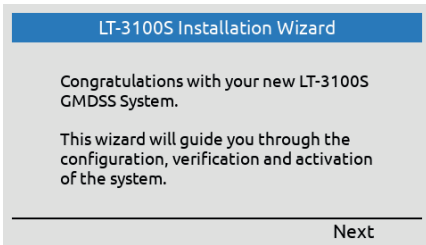
The standard version fulfills all the GMDSS basic requirements. Additional services like SSAS, GMDSS Alarm Panels and printer, will require the LT-3140S Interface Unit.

INTERFACE UNIT

The LT-3140S Interface Unit supports:

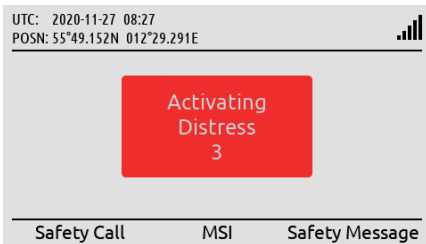
- **3 x LT-3150S Alarm Panel**
- **1 x LT-3160S Printer Adapter**
- **3 x SSAS Alert button (coloured red)**
- **1 x SSAS Test button (coloured green)**
- **2 x RS-422 (BAM / MSI / GNSS)**
- **4 x Ethernet (LT-3110S CU, PC, future use)**





Installation Wizard

The installation and setup of the LT-3100S GMDSS system has been made user-friendly by adding an Installation Wizard that will guide you through the initial configuration and activation of the system on the Iridium GMDSS Gateway (IGS).



Activating Distress

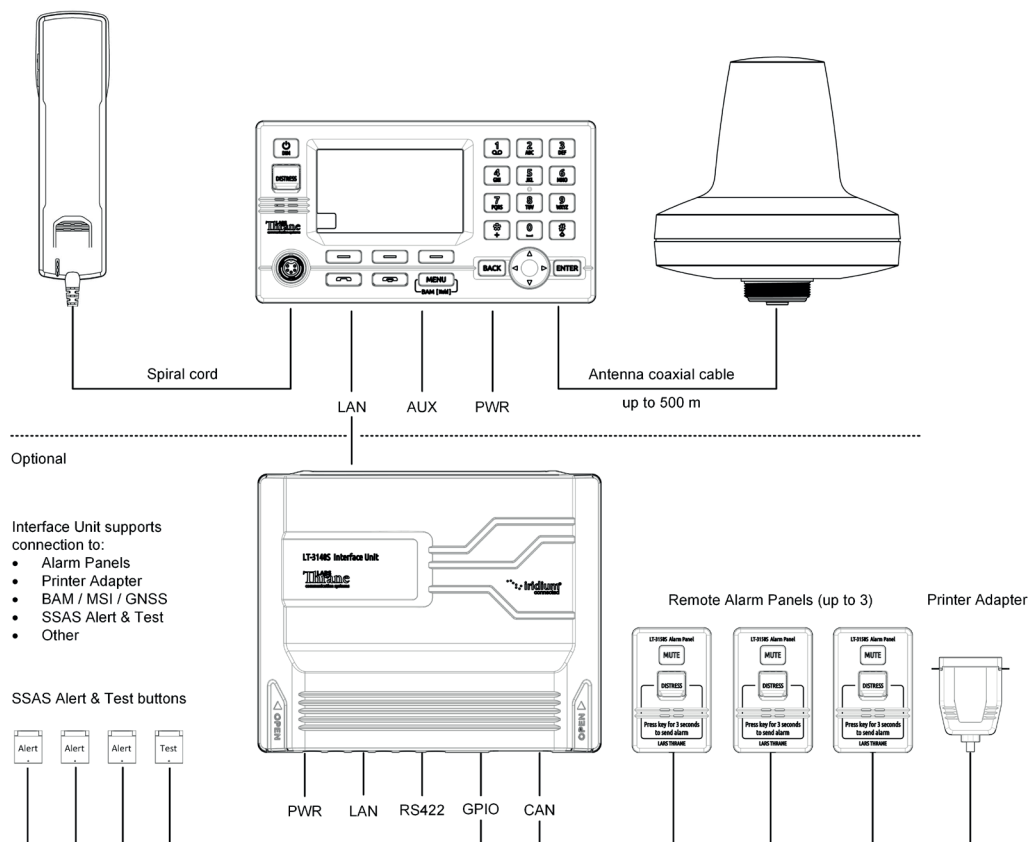
Distress Alert can be activated by pushing the DISTRESS button on the front of the control unit. A Distress Alert message will be sent to the Iridium GMDSS System (IGS) and immediately forwarded to the Rescue Coordination Center (RCC).



Distress Call

The LT-3100S GMDSS System is supporting both Safety Calling (priority) and General Calling (non-priority). The terminal can be configured to automatically setup a Safety Voice call (priority: Distress) to the RCC, if the DISTRESS button has been activated.

SYSTEM CONFIGURATION



SPECIFICATIONS

LT-3100S GMDSS SYSTEM

Certification & standards Maritime CE, FCC, ISED, RCM, RED, MED (Wheel Mark), RoHS 2, Iridium®

LT-3110S Control Unit

Weight 0.67 kg (1.48 lbs)
 Temperature, operational -15°C to +55°C (+5°F to +131°F)
 IP rating, dust and water IP32
 Interfaces Ethernet, auxiliary, DC input, chassis ground, Antenna Unit (N conn.), Handset, SIM card
 Input voltage 12-24 VDC (2.2-1.7 A)

LT-3120 Handset

Weight 0.30 kg (0.66 lbs)
 Temperature, operational -15°C to +55°C (+5°F to +131°F)
 IP rating, dust and water IP32

LT-3130 Antenna Unit

Weight 0.72 kg (1.59 lbs)
 Temperature, operational -40°C to +55°C (-40°F to +131°F)
 IP rating, dust and water IP67
 Interfaces Control Unit (N conn.)

Antenna communication cable Coaxial cable, up to 500 m (1500 ft)

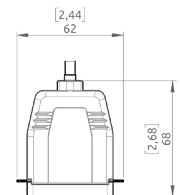
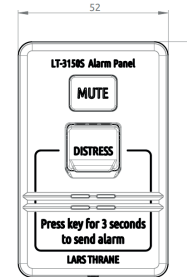
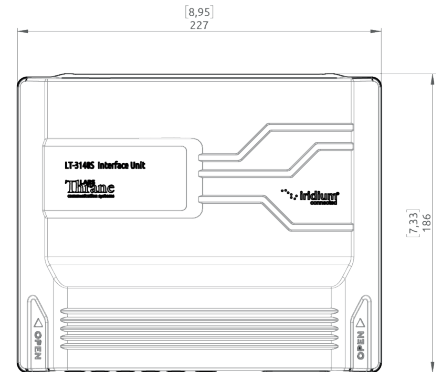
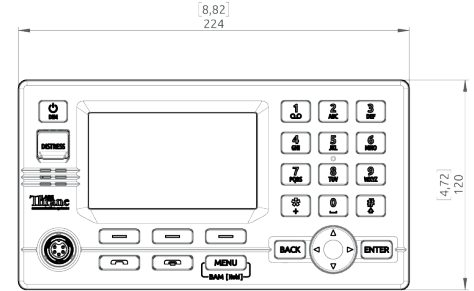
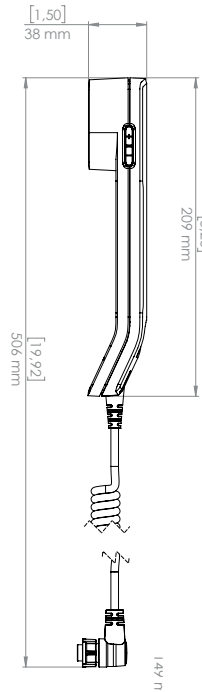
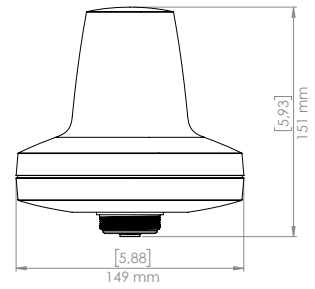
LT-3140S Interface Unit

Weight 0.71 kg (1.57 lbs)
 Temperature, operational -15°C to +55°C (+5°F to +131°F)
 IP rating, dust and water IP20
 Interfaces 4 x Ethernet, 2 x RS-422, 4 x GPIO, 4 x CAN, DC input, chassis ground
 Input voltage 12-24 VDC (0.7-0.4 A)

LT-3150S Alarm Panel

Weight (incl. 25m cable) 0.07 kg (0.15 lbs) / 1.29 (2.84 lbs)
 Temperature, operational -15°C to +55°C (+5°F to +131°F)
 IP rating, dust and water IP30
 Interface CAN

Warranty 2 year
 Maintenance None



IN THE BOX

LT-3110S Control Unit	P/N 51-101812
LT-3120 Handset	P/N 51-100988
LT-3121 Cradle	P/N 51-101181
LT-3130 Antenna Unit	P/N 51-100989
Bracket Mount, Control Unit	P/N 91-100771
Power Cable, 3m	P/N 91-102118
User & Installation Manual	P/N 95-102251

ACCESSORIES

LT-3140S Interface Unit	P/N 51-101814
LT-3150S Alarm Panel	P/N 51-101815
LT-3160S Printer Adapter	P/N 51-101816
Flush Mount, Control Unit	P/N 91-100772
Pole Mount (1.5" pipe, Ø38.8mm), Antenna Unit	P/N 91-100774
Pole Mount (2.0" pipe, Ø53.0mm), Antenna Unit	P/N 91-102550
Aux Cable, 3m	P/N 91-100768
Coaxial Cable Ø10.3mm (up to 500m)	



Lars Thrane A/S
 Skovlytoften 33
 DK-2840 Holte, Denmark
 Phone: +45 88 30 10 00 Fax: +45 88 30 10 09
 Email: sales@thrane.eu
 CVR DK-36042443
 www.thrane.eu